



Direct Channel Worldwide Corp.

8F., No. 14, San Ming Rd., Shindian City, Taipei County 231,
Taiwan (R.O.C)
T: 886 2 8911 3828 F: 886 2 8911 3829

1N4933 THRU 1N4937

Features

- Low Leakage Current
- Metalurgically Bonded Construction
- Low Cost
- Fast Switching

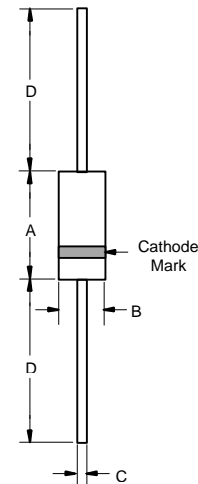
1 Amp Fast Recovery Rectifier 50 - 600 Volts

Maximum Ratings

- Operating Temperature: -55°C to +125°C
- Storage Temperature: -55°C to +150°C
- Maximum Thermal Resistance; 30°C/W Junction To Lead

Item Number	Device Marking	Maximum Recurrent Peak Reverse Voltage	Maximum RMS Voltage	Maximum DC Blocking Voltage
1N4933	---	50V	35V	50V
1N4934	---	100V	70V	100V
1N4935	---	200V	140V	200V
1N4936	---	400V	280V	400V
1N4937	---	600V	420V	600V

DO-41



Electrical Characteristics @ 25°C Unless Otherwise Specified

Average Forward Current	$I_{F(AV)}$	1.0A	$T_A = 55^\circ\text{C}$
Peak Forward Surge Current	I_{FSM}	30A	8.3ms, half sine
Maximum Instantaneous Forward Voltage	V_F	1.3V	$I_{FM} = 1.0\text{A}; T_J = 25^\circ\text{C}^*$
Maximum DC Reverse Current At Rated DC Blocking Voltage	I_R	5.0 μA 100 μA	$T_J = 25^\circ\text{C}$ $T_J = 125^\circ\text{C}$
Maximum Reverse Recovery Time	T_{rr}	200ns	$I_F = 1.0\text{A}, V_R = 30\text{V}$
Typical Junction Capacitance	C_J	15pF	Measured at 1.0MHz, $V_R = 4.0\text{V}$

*Pulse test: Pulse width 300 μsec , Duty cycle 1%

DIM	DIMENSIONS				NOTE
	INCHES		MM		
	MIN	MAX	MIN	MAX	
A	.166	.205	4.10	5.20	
B	.080	.107	2.00	2.70	
C	.028	.034	.70	.90	
D	1.000	---	25.40	---	

Direct Channel Worldwide Corp.

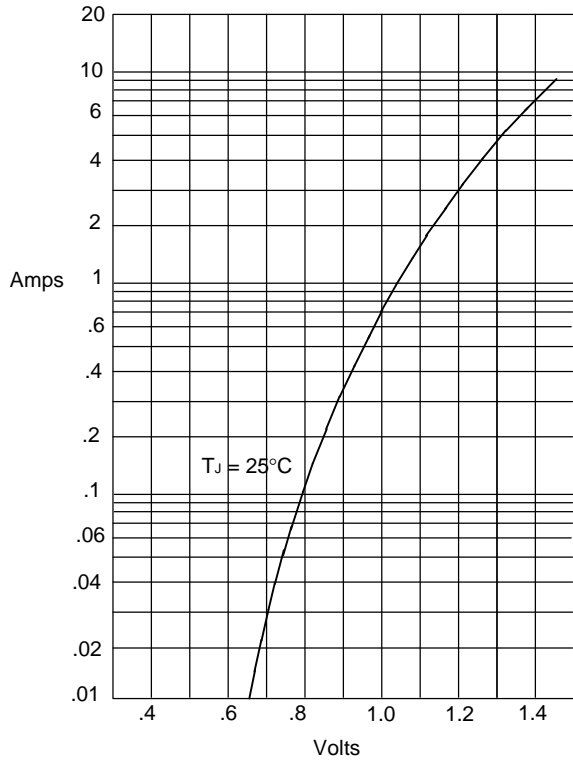
www.directchannel.com.tw

Tel:886(0)2-89113828 Fax:886(0)2-89113829 Email: sales@directchannel.com.tw



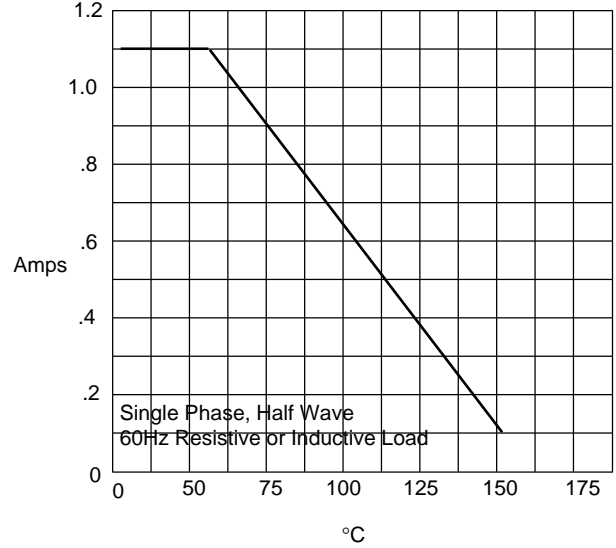
1N4933 thru 1N4937

Figure 1
Typical Forward Characteristics



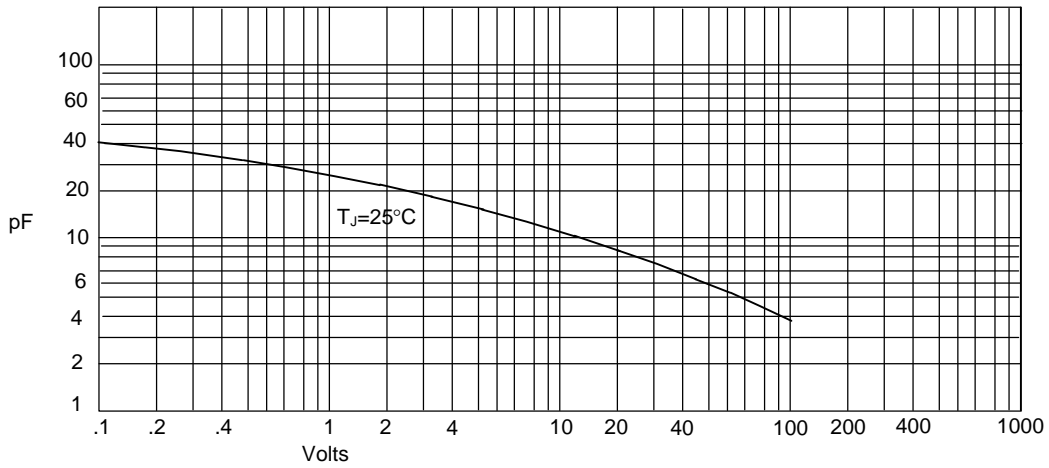
Instantaneous Forward Current - Amperes *versus*
Instantaneous Forward Voltage - Volts

Figure 2
Forward Derating Curve



Average Forward Rectified Current - Amperes *versus*
Ambient Temperature - °C

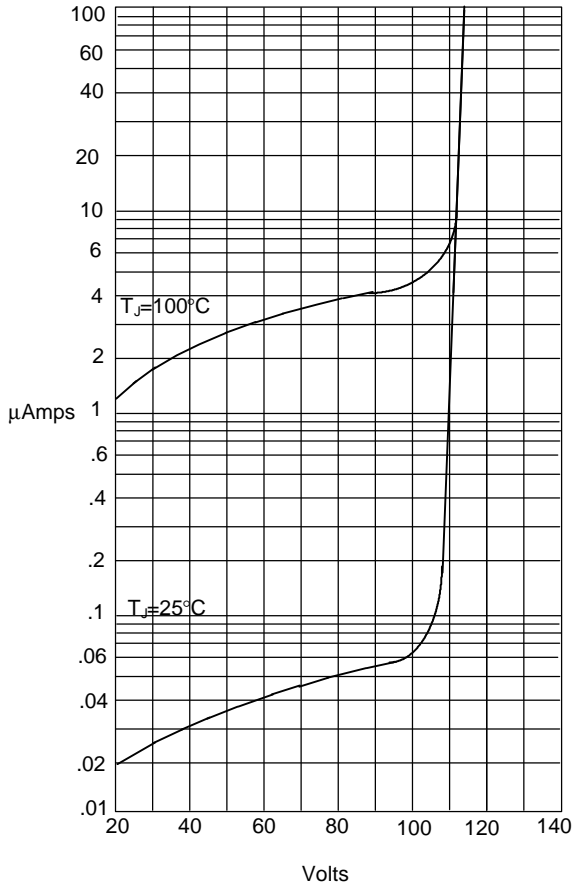
Figure 3
Junction Capacitance



Junction Capacitance - pF *versus*
Reverse Voltage - Volts

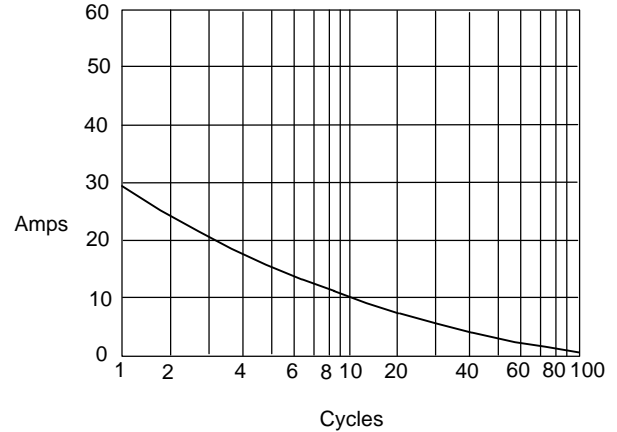
1N4933 thru 1N4937

Figure 4
Typical Reverse Characteristics



Instantaneous Reverse Leakage Current - MicroAmperes versus
Percent Of Rated Peak Reverse Voltage - Volts

Figure 5
Peak Forward Surge Current



Peak Forward Surge Current - Amperes versus
Number Of Cycles At 60Hz - Cycles

Figure 6
Reverse Recovery Time Characteristic And Test Circuit Diagram

