

# 1N5817 THRU 1N5819

## Features

- Schottky Barrier Rectifier
- Guard Ring Protection
- Low Forward Voltage
- Low Power Loss For High Efficiency
- High Current Capability

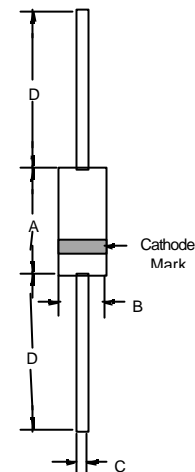
## 1 Amp Schottky Barrier Rectifier 20 to 40 Volts

## Maximum Ratings

- Operating Temperature: -55°C to +125°C
- Storage Temperature: -55°C to +125°C
- Maximum Thermal Resistance; 80°C/W Junction To Ambient

Item Number	Maximum Recurrent Peak Reverse Voltage	Maximum RMS Voltage	Maximum DC Blocking Voltage
1N5817	20V	14V	20V
1N5818	30V	21V	30V
1N5819	40V	28V	40V

## DO-41



## Electrical Characteristics @ 25°C Unless Otherwise Specified

Average Forward Current	$I_{F(AV)}$	1.0A	$T_A = 90^\circ\text{C}$
Peak Forward Surge Current	$I_{FSM}$	25A	8.3ms, half sine
Maximum Instantaneous Forward Voltage	$V_F$	.45V	$I_{FM} = 1.0A;$ $T_J = 25^\circ\text{C}^*$
1N5817		.55V	
1N5818		.60V	
Maximum DC Reverse Current At Rated DC Blocking Voltage	$I_R$	1.0mA	$T_J = 25^\circ\text{C}$ $T_J = 100^\circ\text{C}$
		10mA	
Typical Junction Capacitance	$C_j$	110pF	Measured at 1.0MHz, $V_R=4.0V$

\*Pulse test: Pulse width 300  $\mu\text{sec}$ , Duty cycle 2%

DIM	DIMENSIONS				NOTE
	INCHES		MM		
	MIN	MAX	MIN	MAX	
A	.166	.205	4.10	5.20	
B	.080	.107	2.00	2.70	
C	.028	.034	.70	.90	
D	1.000	---	25.40	---	

# 1N5817 thru 1N5819

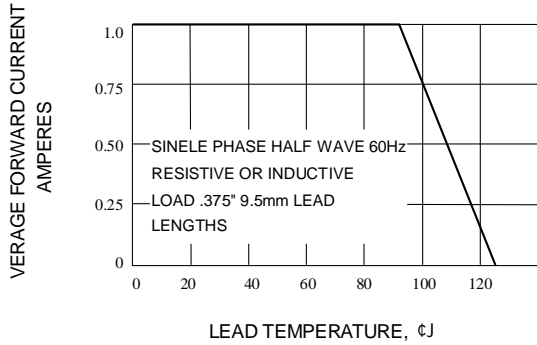


Fig. 1-FORWARD CURRENT DERATING CURVEE

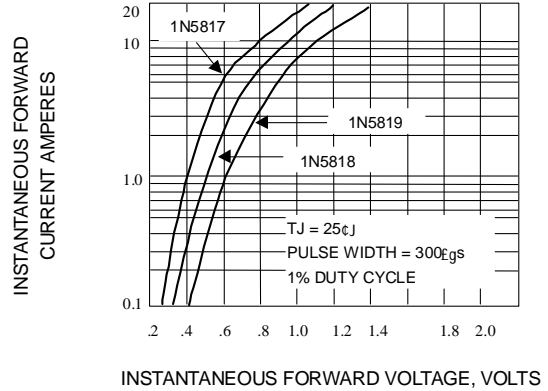


Fig. 2-TYPICAL INSTANTANEOUS FORWARD CHARACTERISTICS

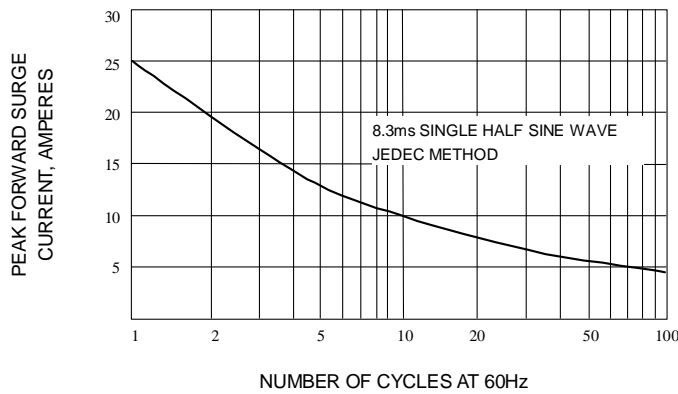


Fig. 3-MAXIMUM NON-REPETITIVE SURGE CURRENT

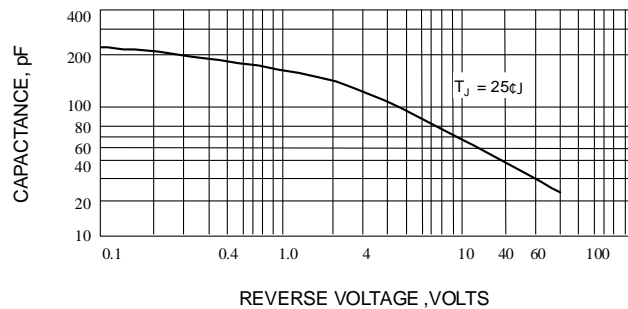


Fig. 4-TYPICAL JUNCTION CAPACITANCE